




CONDOR® T-RAMP W/ PIT-STOP/TRAILER-STOP INSTRUCTION MANUAL

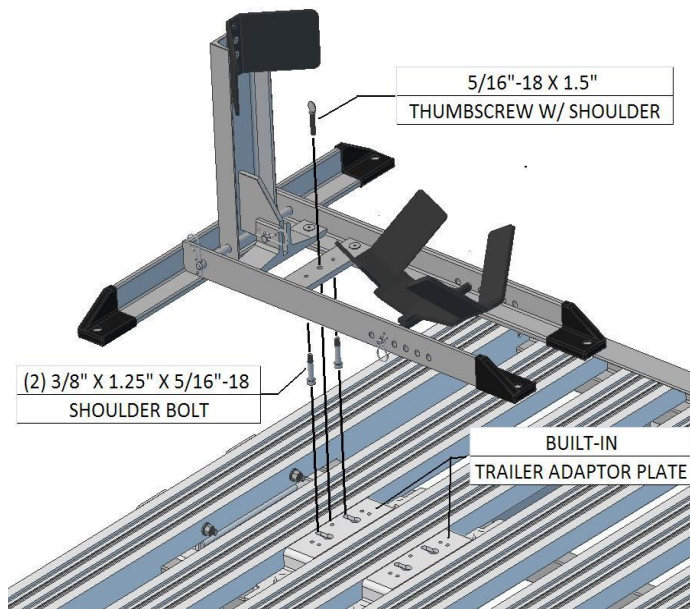
STOP! WARNING: READ THIS FIRST!

First Read and Understand the Instruction manual and product labels for important safety, set-up and troubleshooting information. If you have problems setting up or using the **CONDOR®** Pit-Stop, contact customer service @ 1-815-754-7418 or contact us via e-mail at www.condor-lift.com. **CONDOR®** Pit-Stop is not intended for use by children.

Assembly Instructions: Remove all parts from shipping box. Check the parts below to make sure you have all the parts needed to assemble your **CONDOR®** Pit-Stop before beginning. In the unlikely event that you find a part damaged or missing, please call customer service at 1-815-754-7418.

Parts	Key	Qty.	Description
	A	2	3/8" x 1.25" Socket Shoulder Screw, 5/16" - 18 x 1/2" thread (TR-RMP-SBOLT2)
	B	2	1/4" USS Flat Washer (PCS-1133004)
	C	1	5/16" - 18 x 1.5" Spade Head w/ shoulder Thumb Screw (TR-RMP-THMBSCRW)

Installation Instructions:



Step 1: Attach Shoulder Screws to the **CONDOR®** Pit-Stop/Trailer-Stop cross member as shown. (Torque parts A to 18 ft-lbs)

Step 2: As shown, place **CONDOR®** unit into Trailer Adaptor Plate by inserting shoulder screws into key ways of the trailer adaptor plate. Once they have entered the keyway, slide the Condor® unit forward and in the direction of the keyway path. Unit must slide in smoothly. If unit does not slide easily, use included washers under shoulder bolts to increase clearance to compensate for floor flatness. Once unit is locked into trailer adaptor plate, proceed to use the Thumbscrew to secure and lock unit in place.

Notice: When removing the **CONDOR®** Pit-Stop/Trailer-Stop to return to using it on the ground or garage floor to use as free-standing support, the Shoulder Screws **MUST BE REMOVED** in order to keep the unit flat on the ground or garage floor.

Caution: Always make sure that all fasteners are tight and all pins and parts are in place prior to use.

Warning: Only use **CONDOR®** unit when properly installed.

Thank you for purchasing the **CONDOR®** T-Ramp with Pit-Stop/Trailer-Stop Trailer Adapter Kit.

CONDOR® is a trademark of Technical Components Development & Design, Inc.

The **CONDOR®** T-Ramp & Pit-Stop / Trailer-Stop are US Patented & International Patent Pending.

Made in the U.S.A.

210 W. Stephenie Drive
Cortland, IL 60112
Phone: (815) 754-7418
Fax: (815) 754-7419
Email: TCDD@condor-lift.com
WebSite: www.condor-lift.com